



SAMPLE DOWNLOAD!

This eBook sample was downloaded from the Store at A to Z Teacher Stuff:
Store.atozteacherstuff.com

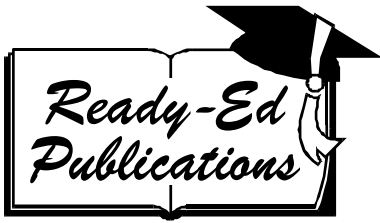
VIEWING & PRINTING TIPS

- ✓ You should save this file to your computer so you can revisit at your convenience to print pages as needed.
- ✓ The latest version of Adobe Acrobat is recommended. You may have more than one version on your computer. Uninstall the old version(s) if you are having problems.
- ✓ Adobe Acrobat Reader may have the option "Fit to Page" checked by default. This may or may not result in a better printout. Experiment with this to get the best results & correct size.
- ✓ If you have problems printing, try checking the option "Print as Image."
- ✓ If the pages are printing without the images, your computer may be low on memory or resources. This is a common problem associated with Adobe Acrobat Reader. Restart your computer and try printing again. Also try sending fewer pages to the printer at a time. If you don't have the most current version of Acrobat, you may also experience problems
- ✓ If you need further assistance, please contact A to Z Teacher Stuff support by visiting: <http://store.atozteacherstuff.com/merchant.mv?Screen=HELP>

CUSTOMER SERVICE

Technical problems? • Suggestions? • Feedback?
Questions about use by multiple teachers/site licenses?

Please contact A to Z Teacher Stuff:
<http://store.atozteacherstuff.com/merchant.mv?Screen=HELP>



Code:
RED0019



Remedial Math Series

Fractions

For students aged 10+ requiring assistance in understanding math concepts related to fractions.

SAMPLE

Written by Jane Bourke. Illustrated by Rod Jefferson.
Originally published as Remedial Maths Series - Fractions (1998)
© Ready-Ed Publications - 2001
Published by Ready-Ed Publications, P.O. Box 276, Greenwood, WA, 6024
Email: info@readyed.com.au Website: www.readyed.com.au

COPYRIGHT NOTICE

Permission is granted for the purchaser to photocopy sufficient copies for non-commercial educational purposes. However this permission is not transferable and applies only to the purchasing individual or institution.

ISBN 1 86397 175 0

SAMPLE

Contents

Teachers' Notes	4
Fraction Chart	5
Introduction to Fractions	6
Equivalent Fractions 1	7
Fractions as Parts of a Whole	8
Equivalent Fractions: Exercises	9
Equivalent Fractions 2	10
Equivalent Fractions 3	11
Matching Fractions	12
Building Up Fractions	13
Comparing Fractions	14
Equivalent Fractions	15
Fraction Inequalities	16
Review 1: Equivalent Fractions	17
Simplifying Fractions 1	18
Simplifying Fractions 2	19
Simplifying Fractions 3	20
Addition of Fractions	21
Improper Fractions 1	22
Improper Fractions 2	23
Mixed Numerals 1	24
Mixed Numerals 2	25
Addition of Fractions: Exercises 1	26
Addition of Fractions: Exercises 2	27
Addition of Fractions: Exercises 3	28
Subtraction of Fractions 1	29
Subtraction of Fractions 2	30
Subtraction of Fractions 3	31
Review 2: Addition and Subtraction	32
Decimal Introduction	33
Decimal and Fraction Relationship	34
Expressing Fractions as Decimals	35
Place Value 1	36
Place Value 2	37
Fraction and Decimal Inequalities	38
Decimals and Fractions 1	39
Decimals and Fractions 2	40
Decimals and Fractions 3	41
Decimals and Equivalent Fractions	42
Review 3: Expressing Fractions as Decimals	43
Calculating Decimals	44
Percentages 1	45
Percentages 2	46
The Relationship between Decimals, Fractions and Percentages	47
Calculating Percentages	48
Ratios	49
Mixed Problems 1	50
Mixed Problems 2	51
Answers	52-55

Teachers' Notes

Mathematics education encompasses a wide range of topics and concepts, many of which are only briefly dealt with in the classroom due to time constraints. It is important that these fundamental concepts are understood before students move onto the next mastery level.

Students often fail to grasp all concepts and are unable to catch up to the level at which the rest of the class are working. It is here that the real difficulty for these students begins as they will sometimes withdraw from activities and miss further valuable concepts, simply because they had not mastered the prerequisite skills.

Remediation for many students is frequently associated with a reduced self esteem as students are aware that they are working behind the rest of the class, especially when text books and worksheets for lower grades are used to help them to catch up.

This remediation series is designed to provide Grade 6-8 students with the necessary skills and knowledge of mathematical concepts required for their grade level and can be used both in the classroom and as a "take-home" package for extra consolidation of concepts.

The reading and content level is appropriate to the age of the student, even though many of the remedial activities are focused on previous stages of the math curriculum. It is hoped that this series will boost students' self esteem as they realize that they are able to successfully complete the math activities in the book. In addition, students will not feel as if they are doing "baby" work as is the case when math sheets for 8 year olds are given to 12 year old students.

For best results the series should be used to complement a remedial math program for a small group or for individual students who need to catch up. Many of the worksheets explain the mathematical concepts and provide examples. However, it is assumed that this is not the student's first experience with the concept. Each book in the series follows the same format and is directed at a particular age group, yet can be used in the high school situation if required.

The Challenge question at the bottom of most pages tests the child's knowledge of the mathematical concept for that particular page. The Challenge is usually presented as a word problem in a real world context so as to highlight the need for the skill.

This book explains the basic concepts of fractions, including the relationship between fractions, decimals and percentages. The activities are sequenced in line with standard syllabus structures, covering a number of stages as opposed to a straight grade level, and are basically designed to provide students with the opportunity to catch up on much needed mathematical skills.

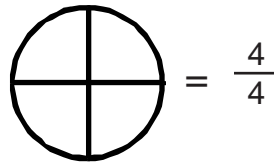
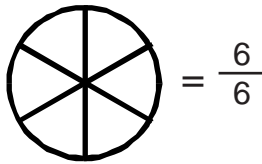
The Fraction Chart on page 5 is referred to in a number of activities. This sheet can be photocopied onto card, allowing students to color the strips and cut them out.

Fraction Chart

$\frac{1}{10}$	$\frac{1}{10}$	$\frac{1}{10}$	$\frac{1}{10}$	$\frac{1}{10}$	$\frac{1}{10}$	$\frac{1}{10}$	$\frac{1}{10}$	$\frac{1}{10}$	$\frac{1}{10}$
$\frac{1}{9}$	$\frac{1}{9}$	$\frac{1}{9}$	$\frac{1}{9}$	$\frac{1}{9}$	$\frac{1}{9}$	$\frac{1}{9}$	$\frac{1}{9}$	$\frac{1}{9}$	$\frac{1}{9}$
$\frac{1}{8}$	$\frac{1}{8}$	$\frac{1}{8}$	$\frac{1}{8}$	$\frac{1}{8}$	$\frac{1}{8}$	$\frac{1}{8}$	$\frac{1}{8}$	$\frac{1}{8}$	$\frac{1}{8}$
$\frac{1}{7}$	$\frac{1}{7}$	$\frac{1}{7}$	$\frac{1}{7}$	$\frac{1}{7}$	$\frac{1}{7}$	$\frac{1}{7}$	$\frac{1}{7}$	$\frac{1}{7}$	$\frac{1}{7}$
$\frac{1}{6}$	$\frac{1}{6}$	$\frac{1}{6}$	$\frac{1}{6}$	$\frac{1}{6}$	$\frac{1}{6}$	$\frac{1}{6}$	$\frac{1}{6}$	$\frac{1}{6}$	$\frac{1}{6}$
$\frac{1}{5}$	$\frac{1}{5}$	$\frac{1}{5}$	$\frac{1}{5}$	$\frac{1}{5}$	$\frac{1}{5}$	$\frac{1}{5}$	$\frac{1}{5}$	$\frac{1}{5}$	$\frac{1}{5}$
$\frac{1}{4}$	$\frac{1}{4}$	$\frac{1}{4}$	$\frac{1}{4}$	$\frac{1}{4}$	$\frac{1}{4}$	$\frac{1}{4}$	$\frac{1}{4}$	$\frac{1}{4}$	$\frac{1}{4}$
$\frac{1}{3}$	$\frac{1}{3}$	$\frac{1}{3}$	$\frac{1}{3}$	$\frac{1}{3}$	$\frac{1}{3}$	$\frac{1}{3}$	$\frac{1}{3}$	$\frac{1}{3}$	$\frac{1}{3}$
$\frac{1}{2}$	$\frac{1}{2}$	$\frac{1}{2}$	$\frac{1}{2}$	$\frac{1}{2}$	$\frac{1}{2}$	$\frac{1}{2}$	$\frac{1}{2}$	$\frac{1}{2}$	$\frac{1}{2}$
$\frac{1}{1}$	$\frac{1}{1}$	$\frac{1}{1}$	$\frac{1}{1}$	$\frac{1}{1}$	$\frac{1}{1}$	$\frac{1}{1}$	$\frac{1}{1}$	$\frac{1}{1}$	$\frac{1}{1}$

Introduction to Fractions

A fraction is a part of a whole. It is used to describe how much of something is left.
Look at the first circle below.



We can say that $\frac{6}{6}$ are equal to a whole. The number on top is known as the **numerator** and tells us how many parts we have. The bottom number is known as the **denominator** and tells us exactly how many parts the whole has been divided into.

The second circle has four pieces left. How can we represent this as a fraction? $\frac{\quad}{4}$

1. Circle the denominator in each of these fractions.

$$\frac{3}{4}$$

$$\frac{6}{7}$$

$$\frac{7}{8}$$

$$\frac{4}{8}$$

$$\frac{9}{10}$$

$$\frac{1}{6}$$

$$\frac{3}{9}$$

2. What fraction is shared in each of these pictures?

a.

b.

c.

d.

3. Shade the fraction for each of these:

$\frac{1}{4}$ $\frac{3}{6}$ $\frac{4}{8}$ $\frac{2}{7}$ $\frac{6}{6}$ $\frac{2}{3}$

4. Complete the number sentences below by shading in the correct amount.
The first one has been done for you.

$\frac{2}{4} = \frac{3}{6}$ $\frac{4}{8} = \frac{\quad}{4}$ $\frac{2}{5} = \frac{\quad}{10}$ $\frac{1}{3} = \frac{\quad}{6}$

Challenge:
What should I order if I'm really hungry: a pizza cut into ten pieces or twelve pieces?

Standard: Understanding the concept of numerators and denominators.