



SAMPLE DOWNLOAD!

This eBook sample was downloaded from the Store at A to Z Teacher Stuff:
Store.atozteacherstuff.com

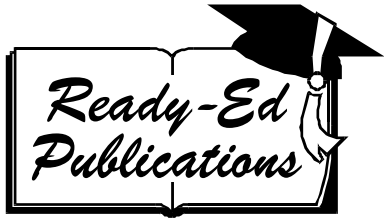
VIEWING & PRINTING TIPS

- ✓ You should save this file to your computer so you can revisit at your convenience to print pages as needed.
- ✓ The latest version of Adobe Acrobat is recommended. You may have more than one version on your computer. Uninstall the old version(s) if you are having problems.
- ✓ Adobe Acrobat Reader may have the option "Fit to Page" checked by default. This may or may not result in a better printout. Experiment with this to get the best results & correct size.
- ✓ If you have problems printing, try checking the option "Print as Image."
- ✓ If the pages are printing without the images, your computer may be low on memory or resources. This is a common problem associated with Adobe Acrobat Reader. Restart your computer and try printing again. Also try sending fewer pages to the printer at a time. If you don't have the most current version of Acrobat, you may also experience problems
- ✓ If you need further assistance, please contact A to Z Teacher Stuff support by visiting: <http://store.atozteacherstuff.com/merchant.mv?Screen=HELP>

CUSTOMER SERVICE

Technical problems? • Suggestions? • Feedback?
Questions about use by multiple teachers/site licenses?

Please contact A to Z Teacher Stuff:
<http://store.atozteacherstuff.com/merchant.mv?Screen=HELP>



Code:
RED1001



Phonic Fun

Book 1

**Activities introducing, consolidating,
and revising phonic sounds with
early readers.**

Written by Judy Gabrovec. Illustrated by Melinda Parker.

© Ready-Ed Publications - 2001

Published by Ready-Ed Publications P.O. Box 276 Greenwood WA 6024

Email: info@readyed.com.au Website: www.readyed.com.au

COPYRIGHT NOTICE

Permission is granted for the purchaser to photocopy sufficient copies for non-commercial educational purposes. However this permission is not transferable and applies only to the purchasing individual or institution.

ISBN 1 86397 294 3

Teachers' Notes

PHONIC FUN 1 is the first book in a series of three books designed to teach phonics to the young reader. Each book contains a variety of activities to introduce, practice, reinforce, and revise all the phonic sounds covered in the book. The activities include:

Read the Words	Word Bingo
Fill in the Sound	What Am I?
Read and Draw	Interpreting Text
Crossword Puzzles	Interpreting Pictures
Picture Crossword Puzzles	Yes or No
Word Sleuths	Identifying Words
Fill in the Word	Written Clues
Text to Picture Match	Picture Clues
Rebus Writing Puzzles	Reading Text

Each book in the series covers a different set of phonic sounds or blends.

Book 1 ow (cow), ea, ee, oo, ai, ou, or, ir, ar, ay, oa, sh, st, ck, ch

Book 2 ew, aw, ur, ow (crow), oy, a-e, i-e, o-e, u-e, oi, er, qu, wh, u, th, bl, cl, fl, gl, pl, br, cr, dr, fr, tr, gr, tw, sw, sk, ff, ss

Book 3 wa, oo, y (funny), air, ear, all, str, squ, spl, tch, dge, thr, scr, spr, kn, y, ong, ang, ung, ing, le, igh, wr, silent b, ph, ought, aught, gn, ie, our, oar

This book has at least two pages of activities for each sound and some sounds have more. Word Bingo, Practice Your Reading sentences, and a Test Page have been included at the end of the books. These can be used for consolidation of the work covered in the book or for evaluation of the children's progress.

How to play Word Bingo

Included at the back of the book are some Word Bingo Game Cards and Word Bingo Lists (p. 51-53) to provide the children with a enjoyable activity to practice reading the words that they learned throughout the book. This game is ideal for small groups of children that require extra practice and motivation in reading. The Word Bingo Game Cards can be enlarged before being photocopied and laminated for protection. Each child is given a card and using buttons or counters, covers each word as it is read out from the Word Bingo List by the teacher or group leader. The child that completely covers their card first is the winner. To ensure that a different Bingo Game Card wins each game, the group leader or teacher can begin reading from a different list or begin reading the words part of the way through a list.

Contents

Page number	Phonic Sound
Page 4-6	ow (cow)
Page 7-9	ea (leaf)
Page 10-12	ee (tree)
Page 13-15	oo (moon)
Page 16-19	ai (rain)
Page 20-22	ou (house)
Page 23-25	or (fork)
Page 26-28	ir (girl)
Page 29-31	ar (car)
Page 32-34	ay (tray)
Page 35-38	oa (boat)
Page 39-41	sh (shop)
Page 42-44	st (stay)
Page 45-47	ck (chick)
Page 48-50	ch (chop)
Page 51	Word Bingo Lists
Page 52-53	Word Bingo Game Cards
Page 54-55	Practice Your Reading
Page 56	Test Page

OW

Read and draw.

- a brown cow
- a boy frowning
- a small owl
- a red towel
- a funny clown
- a shower

Read the words. Underline the 'ow' sound.


bow now howl

town how down wow

downstairs drown brown power

flower tower downhill

prowl



What is this?

a _____

Add 'ow' to the letters below to make a list of words.

h _____

br _____ n

fr _____ n


n _____

t _____ el

cl _____ n

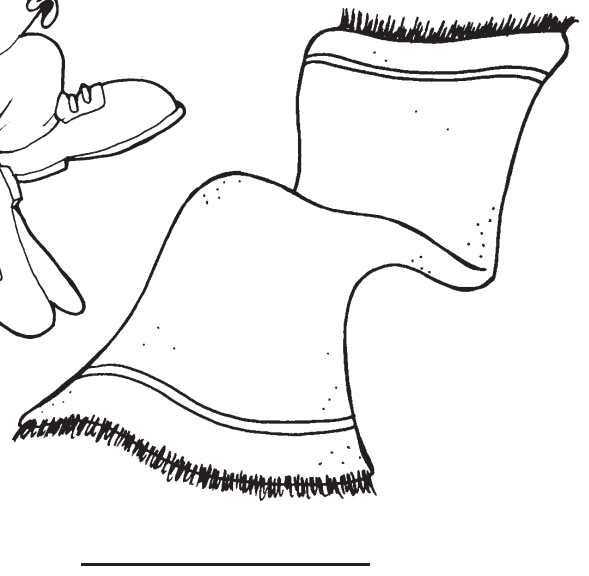

cr _____ n

c _____



Write the correct word under the pictures.


Color.



Put the right word from the list into the sentences.

Use the back of the page to draw a picture.

1. My shoes are _____.
2. The king wears a _____.
3. The _____ has a big red nose.



What is this?

an _____

Find the words in the puzzle with the 'ow' sound.

town
now
owl
howl
cow

t	o	w	n	p
o	w	s	o	j
w	l	r	w	k
n	h	o	w	l
c	o	w	m	z

Write the correct 'ow' word under the picture.



Read and draw on the back of the sheet.

A clown with a frown wearing a brown crown.