



## **SAMPLE DOWNLOAD!**

This eBook sample was downloaded from the Store at A to Z Teacher Stuff:  
[Store.atozteacherstuff.com](http://Store.atozteacherstuff.com)

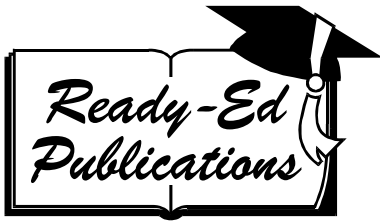
## **VIEWING & PRINTING TIPS**

- ✓ You should save this file to your computer so you can revisit at your convenience to print pages as needed.
- ✓ The latest version of Adobe Acrobat is recommended. You may have more than one version on your computer. Uninstall the old version(s) if you are having problems.
- ✓ Adobe Acrobat Reader may have the option "Fit to Page" checked by default. This may or may not result in a better printout. Experiment with this to get the best results & correct size.
- ✓ If you have problems printing, try checking the option "Print as Image."
- ✓ If the pages are printing without the images, your computer may be low on memory or resources. This is a common problem associated with Adobe Acrobat Reader. Restart your computer and try printing again. Also try sending fewer pages to the printer at a time. If you don't have the most current version of Acrobat, you may also experience problems
- ✓ If you need further assistance, please contact A to Z Teacher Stuff support by visiting: <http://store.atozteacherstuff.com/merchant.mv?Screen=HELP>

## **CUSTOMER SERVICE**

Technical problems? • Suggestions? • Feedback?  
Questions about use by multiple teachers/site licenses?

Please contact A to Z Teacher Stuff:  
<http://store.atozteacherstuff.com/merchant.mv?Screen=HELP>



Code:  
RED1003

PHOTOCOPY  
MASTERS

# Phonic Fun Book 3

**Activities introducing, revising, and consolidating phonic sounds with early readers.**

Written by Judy Gabrovec. Illustrated by Melinda Parker.

© Ready-Ed Publications - 2001

Published by Ready-Ed Publications P.O. Box 276 Greenwood WA 6024

Email: [info@readyed.com.au](mailto:info@readyed.com.au) Website: [www.readyed.com.au](http://www.readyed.com.au)

#### **COPYRIGHT NOTICE**

Permission is granted for the purchaser to photocopy sufficient copies for non-commercial educational purposes. However this permission is not transferable and applies only to the purchasing individual or institution.

ISBN 1 86397 299 4

# Teachers' Notes

**PHONIC FUN 3** is the third book in a series of three books designed to teach phonics to the young reader. Each book contains a variety of activities to introduce, practice, reinforce and revise all the phonic sounds covered in the book. The activities include:

Read the Words

Fill in the Sound

Read and Draw

Crossword Puzzles

Picture Crossword Puzzles

Word Searches

Fill in the Word

Text to Picture Match

Rebus Writing Puzzles

Concentration Games

Word Bingo

What Am I?

Interpreting Text

Interpreting Pictures

Yes or No

Identifying Words

Written Clues

Picture Clues

Reading Text

Each book in the series covers a different set of phonic sounds or blends.

Book 1        ow (cow), ea, ee, oo, ai, ou, or, ir, ar, ay, oa, sh, st, ck, ch

Book 2        ew, aw, er, ur, ow (crow), oy, oi, ie, oe, a-e, i-e, o-e, u-e,  
wh, qu, th, ff, ss, u

Book 3        wa, oo, y (funny), air, ear, all, str, squ, spl, tch, dge, thr, scr,  
spr, kn, y (sky), ong, ang, ung, ing, le, igh, wr, silent b,  
ph, ought, aught, gn, ie (chief), ie (pie), our, oar.

Each book has at least one page of activities for each sound, but the more commonly used sounds have up to three pages. Some Word Bingo and Concentration Game Cards have been included at the end of the book. These can be used for consolidation of the work covered in the book or for evaluation of the children's progress.

## How to play Word Bingo

Included at the back of the book are some Word Bingo Game Cards and Word Bingo Lists (p. 51-53) to provide the children with a enjoyable activity to practice reading the words that they learnt throughout the book. This game is ideal for small groups of children that require extra practice and motivation in reading. The Word Bingo Game Cards can be enlarged before being photocopied and laminated for protection. Each child is given a card and using buttons or counters covers each word as it is read out from the Word Bingo List by the teacher or group leader. The child that completely covers their card first is the winner. To ensure that a different Bingo Game Card wins each game, the group leader or teacher can begin reading from a different list or begin reading the words part of the way through a list.


# Contents

wa .....	4 - 6
oo .....	7 - 8
y (funny) .....	9 - 10
air .....	11 - 12
ear .....	13 - 14
all .....	15
str .....	16 - 18
squ .....	19 - 20
spl .....	21
tch .....	22 - 23
dge .....	24 - 25
thr, scr, spr .....	26 - 27
kn .....	28 - 30
y (sky) .....	31
ong .....	32
ang .....	33
ung .....	34
ing .....	35
ong, ang, ung, ing .....	36
le .....	37
igh .....	38 - 39
wr .....	40
silent b .....	41
ph .....	42
ought / aught .....	43
gn .....	44 - 45
ie (chief) .....	46
ie (pie) .....	47
our .....	48
oar .....	49
Concentration Game Cards .....	50 - 51
Bingo Word Lists .....	52
Word Bingo Game Cards .....	53 - 54
Test Pages .....	55 - 56

# wa

Add "wa" to make a list of words. Read the words.

.....s      .....sp      .....sh      .....nt  
.....ltz      .....lrus      s.....llow      s.....n  
.....llet      .....ter      .....ddle  
.....rrior      .....tch      .....terfall  
.....nd      .....nder      .....llaby




Match words from the list to the clues.

1. A dance. ....
2. An Australian animal. ....
3. An insect. ....
4. Used to carry money in. ....
5. To clean. ....

Use the pictures to help unjumble the words correctly. Match the words and pictures. Color.

rtawe .....  
wnad .....  
thcaw .....  
flwaatrel .....  
srwlua .....  
nswa .....



# wa

Add "wa" to make a list of words.


s.....llow      .....ter      .....terfall  
.....lrus      .....llaby      .....rrior

Unjumble the words. Draw a picture.

laybalw.....



lfrwraltea.....




wswlcoal.....




rwiroar.....



fewra.....



uwlsra.....



Put the correct words in the sentence.


The ..... was swimming in the  
.....

# wa




Underline the words with the "wa" sound.

swallow wallet water away warrior wet  
walrus whale wallaby swaying waterfall

## Picture Clue Crossword Puzzle



### Down



### Across

