



**Code:  
RED1023**



# Essential Phonics: Vowels

**An intensive phonic study for students who need practice and consolidation with vowel blends and digraphs.**

**Activities to suit Grades 3-6 students.**

Written by Milanda Reynolds  
© Ready-Ed Publications - 2005  
Published by Ready-Ed Publications (2005)  
P.O. Box 276 Greenwood Western Australia 6024  
Email: [info@readyed.com.au](mailto:info@readyed.com.au) Website: [www.readyed.com.au](http://www.readyed.com.au)

**COPYRIGHT NOTICE**

Permission is granted for the purchaser to photocopy sufficient copies for non-commercial educational purposes. However, this permission is not transferable and applies only to the purchasing individual or institution.

**ISBN 1 86397 630 2**

# Contents

|                                          |    |
|------------------------------------------|----|
| Teachers' Notes                          | 3  |
| Direct Teaching                          | 4  |
| Word Meanings                            | 5  |
| <b>a</b> .....                           | 6  |
| Review (Story) .....                     | 7  |
| Review (Questions).....                  | 8  |
| <b>a</b> a-e ai ay .....                 | 9  |
| a <b>a-e</b> ai ay .....                 | 10 |
| a a-e <b>ai</b> ay .....                 | 11 |
| a a-e ai <b>ay</b> .....                 | 12 |
| a a-e ai ay - Review .....               | 13 |
| <b>air</b> are .....                     | 14 |
| air <b>are</b> .....                     | 15 |
| air are - Review .....                   | 16 |
| <b>ar</b> a .....                        | 17 |
| ar <b>a</b> .....                        | 18 |
| ar a - Review .....                      | 19 |
| <b>e</b> ea .....                        | 20 |
| e <b>ea</b> .....                        | 21 |
| e ea - Review (Story) .....              | 22 |
| e ea - Review (Questions).....           | 23 |
| <b>e</b> ea ee ey y ie.....              | 24 |
| e <b>ea</b> ee ey y ie.....              | 25 |
| e ea <b>ee</b> ey y ie.....              | 26 |
| e ea ee <b>ey</b> y ie .....             | 27 |
| e ea ee ey <b>y</b> ie.....              | 28 |
| e ea ee ey y <b>ie</b> .....             | 29 |
| e ea ee ey y ie - Review.....            | 30 |
| <b>eer</b> ear .....                     | 31 |
| eer <b>ear</b> .....                     | 32 |
| eer ear - Review .....                   | 33 |
| <b>er</b> ir or ur.....                  | 34 |
| er <b>ir</b> or ur .....                 | 35 |
| er ir <b>or</b> ur .....                 | 36 |
| er ir or <b>ur</b> .....                 | 37 |
| er ir or ur - Review .....               | 38 |
| <b>i</b> e .....                         | 39 |
| i <b>e</b> .....                         | 40 |
| i e - Review (Story).....                | 41 |
| i e - Review (Questions).....            | 42 |
| i i-e igh y ie .....                     | 43 |
| i i-e <b>igh</b> y ie .....              | 44 |
| i i-e <b>igh</b> y ie .....              | 45 |
| i i-e igh y ie .....                     | 46 |
| i i-e igh y <b>ie</b> .....              | 47 |
| i i-e igh y ie - Review (Story).....     | 48 |
| i i-e igh y ie - Review (Questions)..... | 49 |
| Word List .....                          | 50 |

Essential Phonics:  
VOWELS

## a

*say it**print it**missing letters**write the sounds*

stamp

\_\_\_\_\_

st  mp

s-t-a-m-p

ant

\_\_\_\_\_

 nt

\_\_\_\_\_

lamb

\_\_\_\_\_

l  mp

\_\_\_\_\_

pants

\_\_\_\_\_

p  nts

\_\_\_\_\_

ladder

\_\_\_\_\_

l  dder

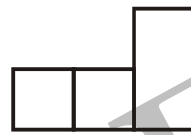
\_\_\_\_\_



Match the words to the clues, then fit the words into the shape boxes.

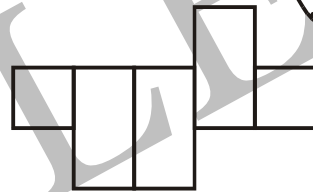
magpie

a very tiny insect



pants

a type of fruit



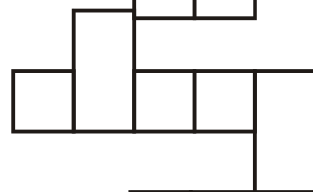
saddle

a black and white bird



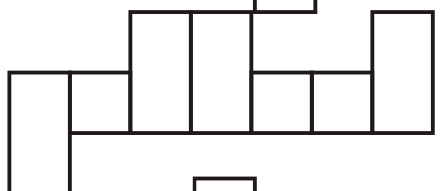
ant

you put it on a letter



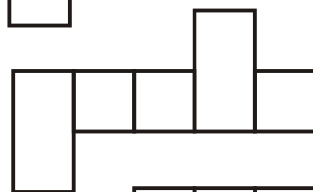
stamp

a field



apple

long trousers



paddock


seat on a horse



# a Review



Read the story and answer the questions.





It was Mike's 11<sup>th</sup> birthday. He had woken up early and ran straight downstairs to the kitchen. Dad was busy making scrambled eggs for Mike. He knew that they were his favorite. Dad smiled and wished Mike a happy birthday.

Sitting down at the kitchen table, Mike spotted a parcel. It was wrapped in plain brown paper and had lots of stamps on it. Dad turned around and filled Mike's plate with the scrambled eggs. "That parcel is for you," said Dad. Mike lifted the parcel. His eyes went straight to the stamps. They were not American stamps. That could mean only one thing. This parcel must be from his Uncle Pat. Mike's eyes lit up, because he knew that if it was from his uncle that it would be something really interesting. His Uncle Pat was travelling around the world. At the moment he must be in Greece as that is where the stamps were from. Mike carefully unwrapped the parcel, taking care not to rip the stamps. He would put them in his stamp album with all the others that he had collected. By this time, Mum had come down from upstairs and was sitting next to Mike. She watched with interest along with Dad, waiting to see what was in the parcel. Finally Mike finished opening the present. There, inside, was a framed stamp and a card from his uncle. Inside it read:

## a Review

Happy Birthday Mike, I hope you like your present. I picked it up in a small antique shop on one of the Greek Islands. The man said that it was a collectors' item because the price was printed upside down. Say hello to your Mum and Dad. I'll write you a long letter later. Bye for now.  
Love Uncle Pat



 Read the story and answer the questions.

1. How old was Mike? \_\_\_\_\_

2. What was Dad making for him? \_\_\_\_\_

3. Where had Mum been? \_\_\_\_\_  
\_\_\_\_\_

4. Who was the parcel from? \_\_\_\_\_

5. Why did Mike open the parcel so carefully? \_\_\_\_\_  
\_\_\_\_\_  
\_\_\_\_\_

6. What was in the parcel and why was it so special? \_\_\_\_\_  
\_\_\_\_\_  
\_\_\_\_\_  
\_\_\_\_\_

