



**Code:
RED1030**



High Frequency Words

Book 1

Sequential activities designed to consolidate the learning of frequently used words.

Activities to suit Grades K-2 students.

*Written by Vanessa Pratt. Typesetting and design by Shay Howard. A ReadyEd Publications, 2005.
Published by ReadyEd Publications (2005) P.O. Box 276 Greenwood Perth W.A. 6024
Email: info@readyed.com.au Website: www.readyed.com.au*

COPYRIGHT NOTICE

Permission is granted for the purchaser to photocopy sufficient copies for noncommercial educational purposes. However, this permission is not transferable and applies only to the
purchasing individual or institution.

ISBN 1 86397 618 3

Teachers' Notes

High frequency words need to be learnt in simple lists with a variety of activities that foster the development of the attempted writing and spelling of the word. Children need to use the word in context to gain meaning.

These worksheets are an ideal resource that can be used alongside your literacy program to enable students to quickly learn high frequency words, or they can be used as a remedial tool. The worksheets have been developed using 10 lists, with each list being taught for the whole week. Words would need to be introduced and taught in context through the use of a big book or reading scheme and consolidated through the use of the worksheets. High frequency word cards have been included for teachers to use as flash cards, memory or card games, or alternatively to be sent home for children to practise.

The worksheets are set out from Monday - Thursday with short but simple activities that could be used as classroom consolidation or sent home Monday for homework and returned on Friday. No activity has been written for Friday, as children can use this day to play games with their flash cards. Alternatively teachers could have a small spelling test on words in order to decide whether to move onto the next list.

Individual student assessments have been written that relate directly to the high frequency words and the related learning outcomes. Two lists have been used in the one assessment.

These high frequency worksheets are an excellent resource that can be the center of learning for high frequency words. Again, it must be stressed that these lists need to be taught in conjunction with your literacy program so that the children can see the words used in context.

Extension



Children who quickly complete the activity could write their own crossword or find-a-word using the high frequency words for that list. These could be given out on Friday as a revision or completion activity for that particular list.

Contents

Teachers' Notes	page 2
Overview of each high frequency word and lists	page 4
List One Flash cards	page 5
List Two Flash cards	page 6
List Three Flash cards	page 7
List Four Flash cards	page 8
List Five Flash cards	page 9
List Six Flash cards	page 10
List Seven Flash cards	page 11
List Eight Flash cards	page 12
List Nine Flash cards	page 13
List Ten Flash cards	page 14
Activity Sheet - List One	page 15
Activity Sheet - List Two	page 17
Activity Sheet - List Three	page 19
Activity Sheet - List Four	page 21
Activity Sheet - List Five	page 23
Activity Sheet - List Six	page 24
Activity Sheet - List Seven	page 25
Activity Sheet - List Eight	page 29
Activity Sheet - List Nine	page 31
Activity Sheet - List Ten	page 33
Assessment Task One	page 35
Assessment Task Two	page 36
Assessment Task Three	page 37
Assessment Task Four	page 38
Assessment Task Five	page 39
Overview of Words - One	page 40
Overview of Words - Two	page 41
Overview of Words (Tracing)	page 42
Overview of Words (Tracing)	page 43

High Frequency Words Flash Cards

LIST 9



an

did friend

me

his





Wednesday: Read the sight word in the box and circle words that are the same.

be

but be been by be it be me

dog

did do dog dag dog dam dog

that

the they that then to that at

school

see soon school sick smell school is

when

was hen when why what when




Thursday: Read the sentences below, and write in any missing words. Complete your own sentence in the space. Illustrate.

When am

going to school?

That dog big.

I will be



Name:



Assessment – Task 1


Students read the words down the list that they know. The words children don't know can be read to them. Ask the children to point to them as you say them.

Name: Date:.....

	Read words	Points to word	Not known
I			
am			
a			
the			
at			
look			
in			
my			
can			
do			

Read and draw.

I am a cat.



The boy can do a jump.



I can look in my lunch box at school.



Recognises sight words in printed texts.

Uses illustrations to show meaning.

✓ Achieved

• Working Towards