



SAMPLE DOWNLOAD!

This eBook sample was downloaded from the Store at A to Z Teacher Stuff:
Store.atozteacherstuff.com

VIEWING & PRINTING TIPS

- ✓ You should save this file to your computer so you can revisit at your convenience to print pages as needed.
- ✓ The latest version of Adobe Acrobat is recommended. You may have more than one version on your computer. Uninstall the old version(s) if you are having problems.
- ✓ Adobe Acrobat Reader may have the option "Fit to Page" checked by default. This may or may not result in a better printout. Experiment with this to get the best results & correct size.
- ✓ If you have problems printing, try checking the option "Print as Image."
- ✓ If the pages are printing without the images, your computer may be low on memory or resources. This is a common problem associated with Adobe Acrobat Reader. Restart your computer and try printing again. Also try sending fewer pages to the printer at a time. If you don't have the most current version of Acrobat, you may also experience problems
- ✓ If you need further assistance, please contact A to Z Teacher Stuff support by visiting: <http://store.atozteacherstuff.com/merchant.mv?Screen=HELP>

CUSTOMER SERVICE

Technical problems? • Suggestions? • Feedback?
Questions about use by multiple teachers/site licenses?

Please contact A to Z Teacher Stuff:
<http://store.atozteacherstuff.com/merchant.mv?Screen=HELP>

Glue - A - Sentence

Volume 1 Sentence Building Activity

Think, Spell, Draw,
and Read!

K-2



Created by: T. Doverspike

Glue - A - Sentence

Table of Contents

- About the book
- Word Families Included
- Directions
- Standards
- Activity pages
- Correct Sentences
- Sample of Glue-A-Word



About the Author: Tracy Doverspike is a first grade teacher in Riverside, California with twelve years of experience in the public schools. She has an undergraduate degree in Child Development and a Master's Degree in Curriculum and Instruction. She is also a National Board Certified Teacher in the area of Early Childhood/Generalist. She enjoys reading, writing and cooking.

Other eBooks written by Tracy Doverspike can be found here:
<http://store.atozteacherstuff.com/go.mvc?ID=TracyDoverspike>

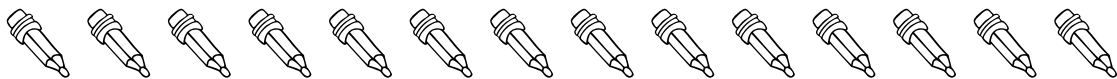
Glue - A - Sentence

Dear Teacher,

Glue-A-Sentence is a companion book to Glue-A-Word. This book was designed with the busy teacher in mind. I set out to create an activity that would make my students think while creating sentences to go along with the "word family" we were working on that week. I also wanted my students to show off their artistic skills and then share their work with their friends. I know your students will enjoy these activities as much as mine do.

Sincerely,

T. Doverspike



Glue - A - Sentence

Word Families Included

There are over 40 word families and over 200 sight words used to glue-a-sentence.

-am

-an

-ad

-ag

-ab

-at

-it

-id

-ig

-in

-ip

-ill

-ing

-ink

-ot

-op

-ow (cow)

-ob

-en

-ell

-ub

-um

-ut

-ap

-aw

-all

-oy

-ay

-er

-ir

-ur

-ack

-ock

-ick

-ook

-ail

-ain

-oat

-eep

-et



-un


-y

-og

-ar

Get Ready to **Glue - A - Sentence**

1. Trace over all of the "word family" words in red. Trace over all the sight words in pencil or your favorite color.
2. Cut out all of the word tiles.
3. Pre-arrange the words to spell correct sentences.
 - a.  Remember to start each sentence with a capital and end with the correct punctuation.
4. Glue the correct sentences into place.
5.  Draw a picture to go with a sentence.
6. Write your own sentence to go with **your** picture.
7. Read the sentences to three friends. 😊 😐 😞
8. Write your full name on the bottom and turn in to your teacher.

 You are a reader!!!!

Glue - A - Sentence

State Standards met by using the activities in this book are as follows:

Reading:

- Students will identify letters, words, and sentences.
- Students will recognize sight words.
- Students will read common word families.
- Students will read and understand grade level material.
- Students will identify text that uses sequence or logical order.
- Students will follow directions.

Writing:

- Students will write clear and coherent sentences.
- Students will show an purpose and audience for writing.
- Students will print legibly and space letters, words and sentences appropriately.
- Students will write and speak in complete sentences.
- Students will use correct punctuation.
- Students will capitalize a sentence correctly.

Art:

- Students will apply artistic process and skills.
- Students will use art materials to create two-dimensional pictures.

Glue - A - Sentence

Directions: Cut out each word tile and glue it into a complete sentence.

Glue A Sentence for -am words

jam.	the	Sam?	Do	
I	ram.	I	you	
have	see	know		


Glue the three sentences below.

1. _____

2. _____

3. _____

Draw a picture to go with a sentence.



Write a sentence to go with your picture. Read it to three friends. 😊 😐 😞

Name: _____
