


Back to School in First Grade

Everything you need to create a welcoming environment and successful first week of school.



Written By: Tracy Jarboe & Stefani Sadler
Illustrated by: Stefani Sadler

Beginning the First Grade School Year

What is first grade really like? What can I expect the first day of school? I have my degrees and my credentials, but no one has ever told me how to begin teaching on that very first day. Well, you are in for a joyous first day and school year. First graders have already had an introduction to school and know the basics. Most of your students will be eager to begin reading and writing. They will have a solid letter/sound foundation, but will still put letters and sounds together in creative ways. They are eager to be full day students, but still retain their kindergarten charm and vigor. They like to create, explore, expand, share and extend learning. They have great eagerness to learn and to please their teacher.

Introduction

The most important day of the school year is not promotion day, open house, or curriculum night; it is the very first day of school. This is a wonderful day of anticipation and adventure. This day is critical for you the teacher, as it will set the tone for the entire school year. It is vitally important that you be well prepared, having set a positive tone and created a classroom environment for all children to succeed. The children will decide that first day if you are someone who is to be respected or not. Dress for respect. Make sure you look professional. Be certain that the children can find your room with ease. Make sure your room number, name and grade level are clearly visible from the hall. Greet each child individually with a big smile and kind words. Make them feel welcome and excited about the great day that lies ahead. Make sure that your new classroom environment is neat, safe, and well prepared. You want the first day to run smoothly with little or no surprises.

Organization is key. Make sure that every student has a clearly labeled desk and all that they need to begin working. In first grade the children are capable of beginning work right away, but still need a great deal of step by step directions and modeling. Your very first priority is to get the students working and establishing a classroom routine. Most of this first day will be devoted to establishing these routines, rules and procedures. This is critical for a successful year. We are sure that you have heard the old saying: "It is easier to loosen the reins later on than it is to tighten them." The number one problem that new teachers face is not a lack of discipline, but a lack of well ordered procedures and routines. New teachers want to be well liked and are apprehensive about discipline. They seldom have any support in establishing procedures and routines. We hope you will find this packet helpful in establishing a successful classroom beginning on that very first day of school.

How to Use This Packet

This book is essentially broken into two sections. The first section focuses on how to prepare for the first week of school. Topics include: room environment, supplies, behavioral plans, activities, parent/student communication, sample letters, guidelines and procedures.


The second section contains student activities to complete during that first week of school. It is our hope that this tool will assist you in creating the optimal learning environment for your students and a joyous first week of school. We wish you much success!




Copyright © 2004 by Stefani Sadler and Tracy Jarboe

All rights reserved. No part of this book other than the specified blackline masters may be reproduced mechanically, electronically, photocopying or any other means without prior written consent, except in the case of book reviews. The specified blackline masters may only be reproduced for the purchaser's individual classroom use and may not be used for school-wide or district distribution without prior written permission from [ABC Schoolhouse](http://www.abc-schoolhouse.com). Additional copies of this publication are available online through the [ABC Schoolhouse](http://www.abc-schoolhouse.com) website link to www.atozteacherstuff.com. Visit us at www.abc-schoolhouse.com to learn more about Tracy Jarboe & Stefani Sadler and receive free thematic units.

Our Class Rules



By: _____



Respect people and property.

Dear Parents,

We are starting our homework program today. Homework packets will come home with your child each Friday and are due the following Friday. There will be a homework assignment for each day of the school week. I am sending this packet to you on Friday, so that if you are anticipating a busy week ahead, you can get a jump start on the homework over the weekend. I understand how hectic things can become with music, dance, scouting and athletics after school each day. However, it is important that homework become a priority in your household. Homework should always be completed before a child is given free time for T.V. and Nintendo type games.

I have given each child a new homework folder that has been clearly labeled with his or her name. This folder is to be checked each day by you, the parent, and returned to school with your child each day. When there is completed work, assessments, important notices or permission slips to be sent home, they will be placed in your child's homework folder. Treat this folder with respect and care. If it is destroyed or lost, it will be your child's responsibility to replace it immediately.

Homework completion is an important part of our curriculum and is graded on the report card. Make sure that your child has an appropriate place (a well lit, quiet desk or table) to do his or her work at home. Homework grows more rigorous each year your child is in school. Developing good study habits now will ensure academic success in the future. If you have any questions or comments, please feel free to contact me. Thank you for your help and support.

Please sign and return this portion to let me know that you have received and read this information.

Signature: _____ Date: _____


Dear Parents,

Your child has been chosen to be our "Star of the Week"! This is a special opportunity for your child to share some important parts of his or her life with our class. Please return this folder on Monday with at least three of the suggested items:

- * A picture of your child with his or her family.
- * A picture of your child's friends.
- * A picture of what your child looks like when he/she is happy.
- * A picture of your child's favorite place.
- * Pictures of things your child likes to do.
- * A picture of your child's wish.
- * Also, please allow your child to bring in one item that is special to him/her to share with the class.

Please enjoy collecting these special items for our "Star of the Week" bulletin board. We will take very good care of the pictures and return everything to you on Friday.

Thank you,



Name _____

Date _____

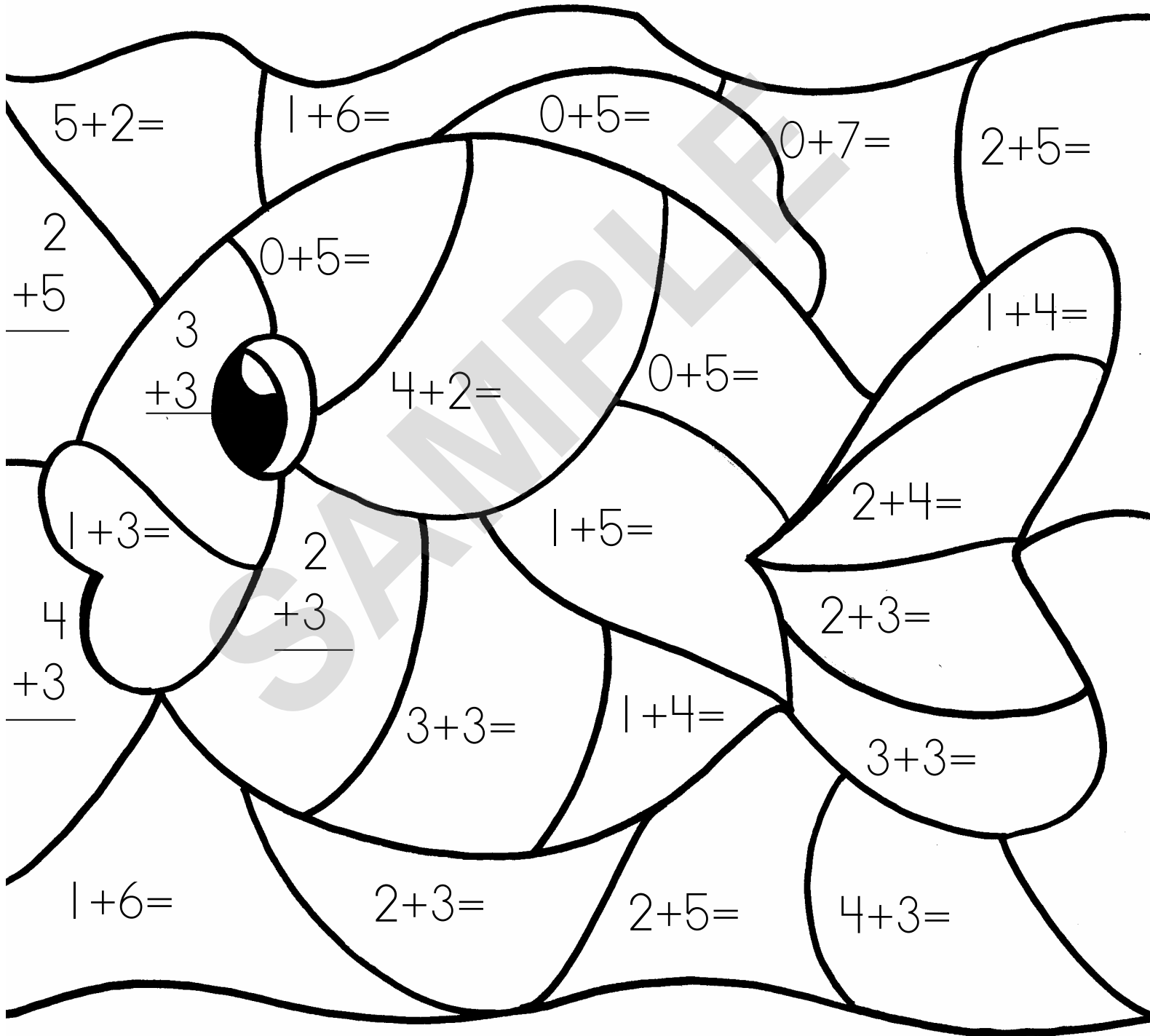
Color the sums of 2 brown.

Color the sums of 7 blue.

Color the sums of 4 red.

Color the sums of 5 yellow.

Color the sums of 6 orange.



1+1=

7. What is the name of the person who sits next to me?

8. Who is my principal?

9. What is something in the classroom that there is more than one of?

10. What is one thing that I can do if I finish an assignment early?

Name: _____