



## **SAMPLE DOWNLOAD!**

This eBook sample was downloaded from the Store at A to Z Teacher Stuff:  
[Store.atozteacherstuff.com](http://Store.atozteacherstuff.com)

## **VIEWING & PRINTING TIPS**

- ✓ You should save this file to your computer so you can revisit at your convenience to print pages as needed.
- ✓ The latest version of Adobe Acrobat is recommended. You may have more than one version on your computer. Uninstall the old version(s) if you are having problems.
- ✓ Adobe Acrobat Reader may have the option "Fit to Page" checked by default. This may or may not result in a better printout. Experiment with this to get the best results & correct size.
- ✓ If you have problems printing, try checking the option "Print as Image."
- ✓ If the pages are printing without the images, your computer may be low on memory or resources. This is a common problem associated with Adobe Acrobat Reader. Restart your computer and try printing again. Also try sending fewer pages to the printer at a time. If you don't have the most current version of Acrobat, you may also experience problems
- ✓ If you need further assistance, please contact A to Z Teacher Stuff support by visiting: <http://store.atozteacherstuff.com/merchant.mv?Screen=HELP>

## **CUSTOMER SERVICE**

Technical problems? • Suggestions? • Feedback?  
Questions about use by multiple teachers/site licenses?

Please contact A to Z Teacher Stuff:  
<http://store.atozteacherstuff.com/merchant.mv?Screen=HELP>



Reproducible



Teaching spelling through



Multiple Phonograms



By: Deborah Perrot  
Reworked 2004

# Contents

Unit: 1.....page 4

sh  
ee

Unit: 2.....page 25

ay  
ir

Unit: 3.....page 46

oo  
er

Unit: 4.....page 67

th  
ai

Unit: 5.....page 88

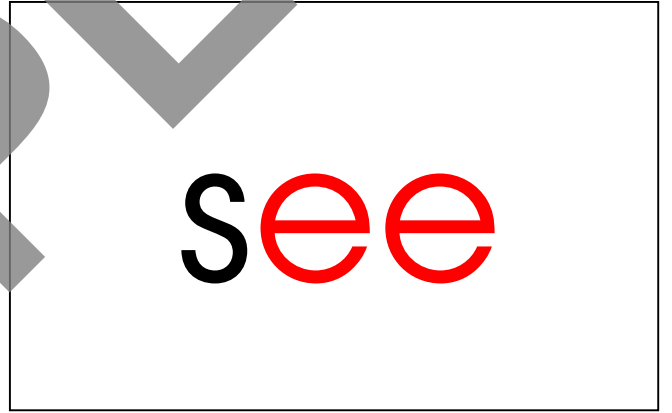

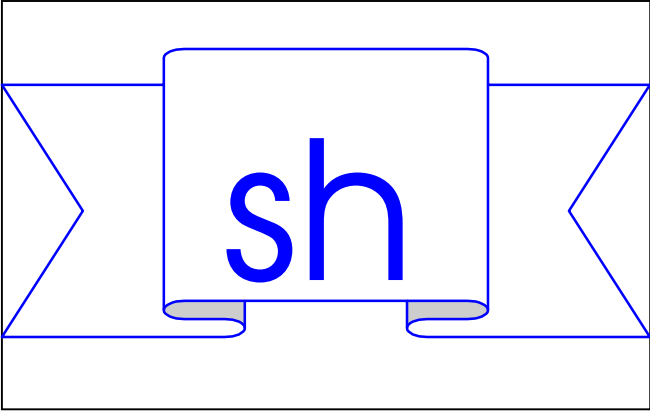
ow  
ur

I hope this workbook is found to be helpful and useful.

For other reliable, helpful and time saving resources shop at:

**<http://www.atozteacherstuff.com>**

Thank you for your support. ☺



Read and Trace these words.

she

she

she

shop

shop

shop

ship

ship

ship

shed

shed

shed

show

show

show

fish

fish

fish

shot

shot

shot

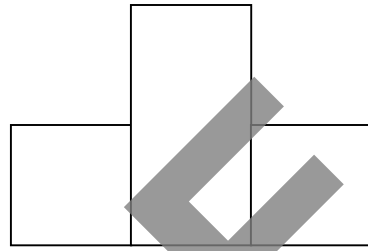
dish

dish

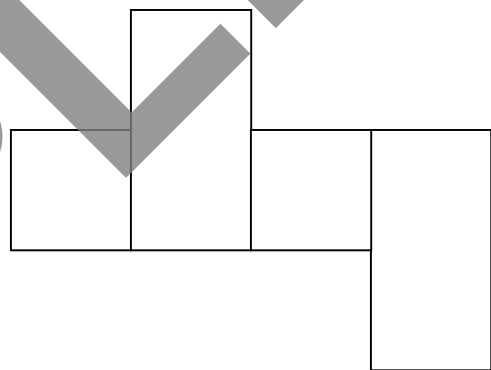
dish



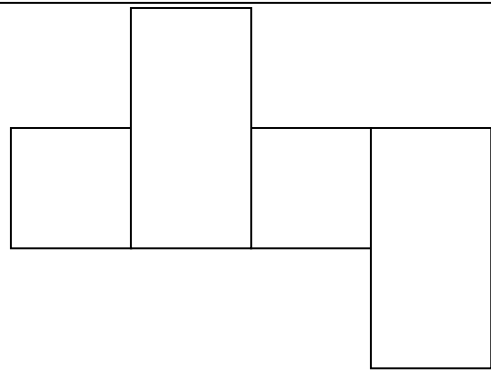
she



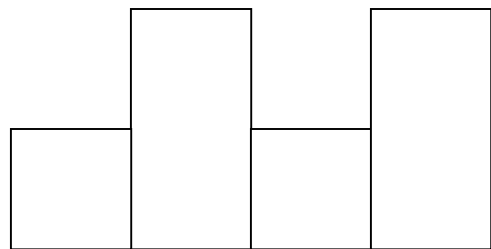
shop



ship



shed



1. Tick when you can read these words.
2. Underline the / sh / sound in each word.
3. Copy these words. Look > Say > Cover > Write > Check.

she

\_\_\_\_\_

-----

\_\_\_\_\_

shop

\_\_\_\_\_

-----

\_\_\_\_\_

shed

\_\_\_\_\_

-----

\_\_\_\_\_

fish

\_\_\_\_\_

-----

\_\_\_\_\_

dish

\_\_\_\_\_

-----

\_\_\_\_\_