



## **THANK YOU FOR YOUR PURCHASE!**

This eBook was downloaded from the Store at A to Z Teacher Stuff:  
[Store.atozteacherstuff.com](http://Store.atozteacherstuff.com)

## **COPYRIGHT AND USAGE**

This publication is copyrighted. Pages may only be printed and/or reproduced for the purchaser's individual classroom use, and may not be used for school-wide or district distribution. No part of this publication may be transmitted or shared in any form. To purchase additional copies of this publication, visit [www.atozteacherstuff.com](http://www.atozteacherstuff.com), or contact [customer-service@atozteacherstuff.com](mailto:customer-service@atozteacherstuff.com) for information about school/group or district licenses.

## **VIEWING & PRINTING TIPS**

- ✓ You should save this file to your computer so you can revisit at your convenience to print pages as needed.
- ✓ The latest version of Adobe Acrobat is recommended. You may have more than one version on your computer. Uninstall the old version(s) if you are having problems.
- ✓ Adobe Acrobat Reader may have the option "Fit to Page" checked by default. This may or may not result in a better printout. Experiment with this to get the best results & correct size.
- ✓ If you have problems printing, try checking the option "Print as Image."
- ✓ If the pages are printing without the images, your computer may be low on memory or resources. This is a common problem associated with Adobe Acrobat Reader. Restart your computer and try printing again. Also try sending fewer pages to the printer at a time. If you don't have the most current version of Acrobat, you may also experience problems
- ✓ If you need further assistance, please contact A to Z Teacher Stuff support by visiting: <http://store.atozteacherstuff.com/merchant.mv?Screen=HELP>

## **CUSTOMER SERVICE**

Please contact A to Z Teacher Stuff with questions, feedback, suggestions, etc.

<http://store.atozteacherstuff.com/merchant.mv?Screen=HELP>



Reproducible

Teaching spelling through



Multiple Phonograms

**2**

By: Deborah Perrot  
2005



# Contents

**Unit: 1**.....page 4

ch  
oi / oy

**Unit: 2**.....page 25

ck  
ea

**Unit: 3**.....page 46

wh  
ar

**Unit: 4**.....page 67

ed  
or

**Unit: 5**.....page 88


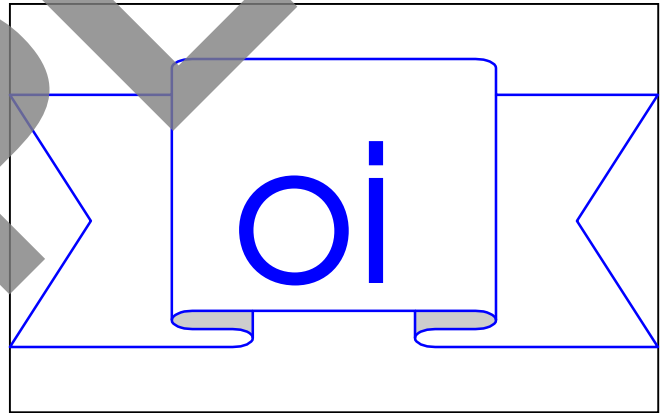

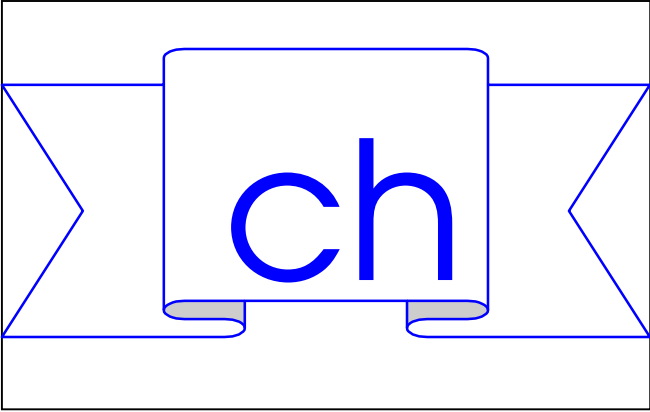
oa  
aw

I hope this workbook is found to be helpful and useful.

For other reliable, helpful and time saving resources shop at:

**<http://www.atozteacherstuff.com>**

Thank you for your support. ☺



Read and Trace these words.

boy

boy

boy

joy

joy

joy

toy

toy

toy

play

play

play

boil

boil

boil

coin

coin

coin

soil

soil

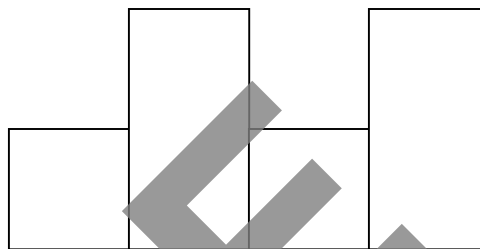
soil

point

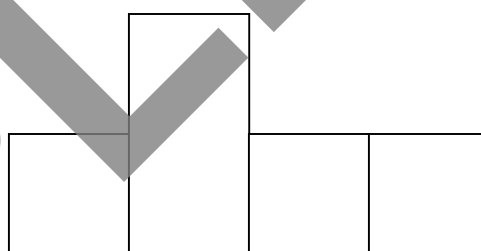
point

point


chat



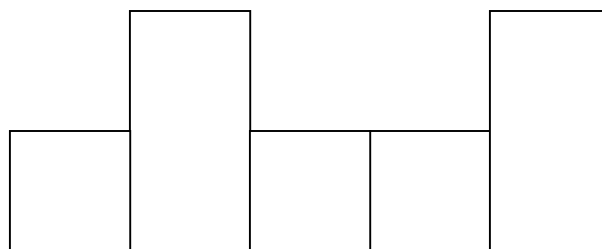
chin



much



chick



# Puzzle By Code – Unit: 1

a	b	c	d	e	f	g	h	i	j	k	l	m	n	o	p	q	r	s	t	u	v	w	x	y	z
1	2	3	4	5	6	7	8	9	10	11	12	13	14	15	16	17	18	19	20	21	22	23	24	25	26

3 8 1 20

2 15 25

10 15 25

3 8 9 14

13 21 3 8

20 15 25

2 15 9 12

3 8 9 3 11

3 8 15 16

3 15 9 14

19 15 9 12

18 9 3 8