

"I Like" Sight Word Mini-Books for Emergent Readers

By Amanda Post

This collection is so large, it needed to be split into 2 files. File 1 of 2:

Emergent Reader Mini-Books

I Like Nature.....	2-7
I Like Pets	8-11
I Like Fruit	12-15
I Like School	16-19
I Like Colors	20-25

Extras

I Like Colors Activities	26-28
--------------------------------	-------

<u>License Agreement</u>	29
--------------------------------	----

File 2 of 2:

Emergent Reader Mini-Books

I Like the Alphabet.....	2-15
--------------------------	------

(The objects for each letter of the alphabet match the items used in the *Learning About the Alphabet* pack, also available at Store.atozteacherstuff.com. I use this book to reinforce the alphabet chart that we chant every day.)

How to Assemble Student Mini-Books:

To produce books for several students, it is recommended that you make double-sided photocopies of the pages after printing. To assemble, just cut along the line on each page, order the pages, and staple. I have found it works best to use a paper cutter to cut many pages at once, and pass those out to students. (I can usually get the paper cutting done while I'm waiting for the other copies to run—quick and easy!) Most kids will be able to order the pages with minimal assistance. Double-sided photocopies require less paper per book and less cutting! You can, however, photocopy the pages onto separate pieces of paper, if you prefer.




**Thank you for your purchase at
[Store.atozteacherstuff.com!](http://Store.atozteacherstuff.com)**




I like the trees.

6




I like the birds.

8




I like yellow.

5



I like blue.

7



I like apples.

2



I like bananas.

4