

Learning About the Alphabet Pack

* BLACK & WHITE - 2nd EDITION *

by Amanda Post

*** For best results, don't print all of these pages at once! You should save this file to your computer so you can revisit at your convenience to print only the pages you need. © ***

CONTENTS

o **STUDENT ALPHABET CARD**

This is designed for students to use as a reference for writing and for daily review. For instance, students can "read" the card each day by pointing to each letter and the picture or word: "A, a, apple... /A/ /a/ apple, B, b, bat... /B/ /b/ bat, C, c, car... /C/ /c/ car, D, d, dog... /D/ /d/ dog," etc. This type of strategy is commonly used before conducting a guided reading group. You may also choose to vary the ways you read: A to Z, vowels only, down or across or backward, etc.

o **ABC CARDS**

These pages can be colored, mounted, and laminated for display in the classroom, for use as full-size flashcards, or for an alphabet coloring book. There are many other possible uses as well. It's up to you!

o **ALPHABET CHART (NEW IN THIS EDITION!)**

Put these sheets together to make an alphabet chart. It will look a lot like the student alphabet card, except poster-sized for large group use. Pages can be colored and mounted on poster board, then laminated for durability. The Alphabet Chart can be "read" just like the Student Alphabet Card.

o **STUDENT MINI-BOOK**

Make copies for students to assemble and complete. (Please see the next page for instructions on "HOW TO ASSEMBLE STUDENT MINI-BOOKS.") They can refer to the alphabet card for filling in the blanks, or write the words on their own.


o **ALPHABET "BIG" BOOK**

These pages are provided so a larger book can be assembled for the teacher's example, or for individuals. It is like the student mini-book, but the pages are sized 8.5" x 11" rather than 4.25" x 5.5".

© 2001-2002 by A to Z Teacher Stuff, LLC • Some images © www.clipart.com

Permission is hereby granted to print and reproduce these pages for non-commercial individual or classroom use. No part of this publication may otherwise be transmitted, stored, or recorded in any form without written permission. Under no circumstances should these pages be reproduced for an entire school.

Aa
sample




sample
apple

Name _____

sample

The Alphabet Book



sample

© www.atozteacherstuff.com

1

sample




sample

sample

B is for _____.

3

sample

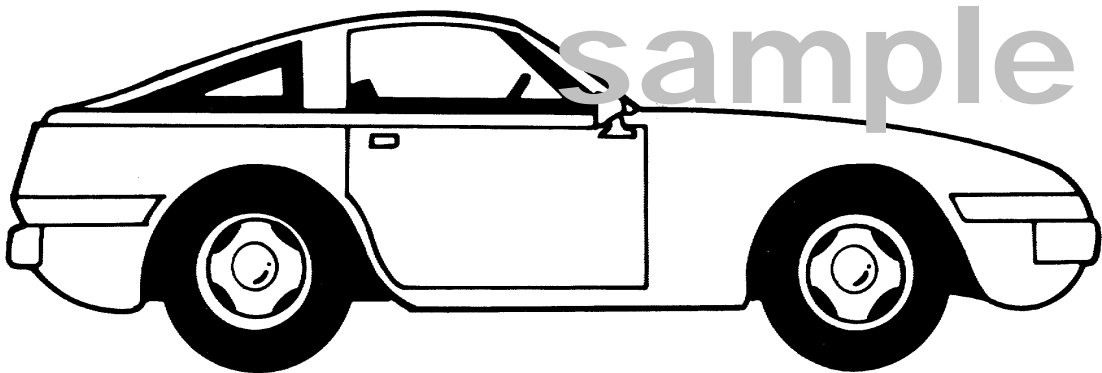


sample

A is for _____.

2

sample



sample

sample

C is for _____.

4